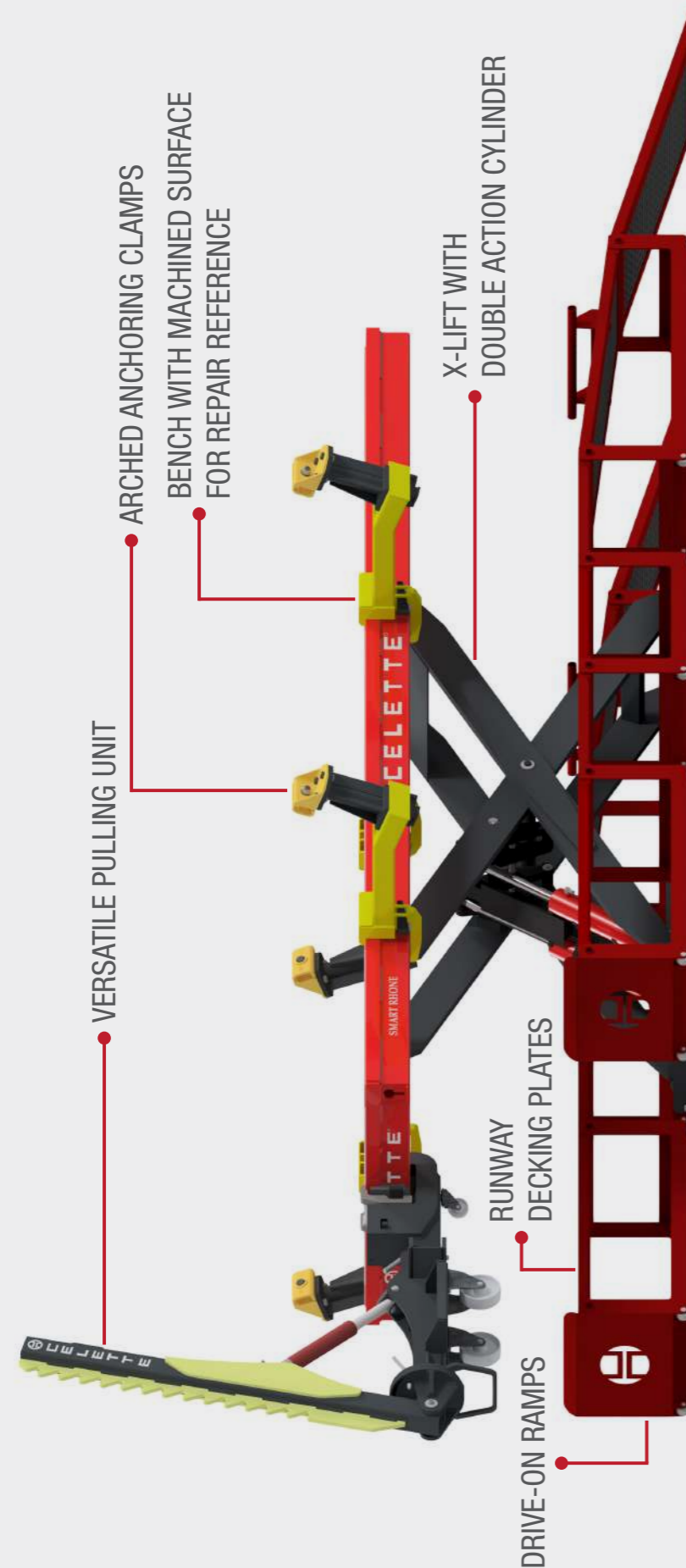




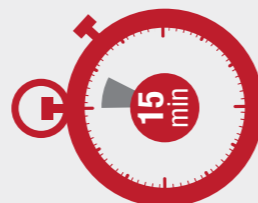
CELETTE®



**SMART RHONE**



RUNWAY DECKING PLATES



**“QUICK ANCHORING**

of Vehicle and ”  
Ready to pull

## SMART RHONE

is a multipurpose bench designed to handle all kind of LIGHT, MEDIUM and HEAVY collision repair.

The most unique feature of SMART RHONE is “QUICK ANCHORING”. The vehicle can be anchored and ready to perform pulling operation in less than **15 MINUTES**.

Compatible with 3D electronic measuring system NAJA 3D & EAGLE 3D.

SMART RHONE is first of its kind which can also accommodate dedicated jig (MZ+ system) & Universal adaptive jig system Cameleon.

SMART RHONE offers the extreme flexible repair solution to the technician and enhance body-shop productivity.

With **3500 KG** lifting capacity along with 1300 mm lifting height the SMART RHONE is versatile to all kind of vehicle in its segment.



## SMART RHONE

PRODUCTIVE & EFFICIENT

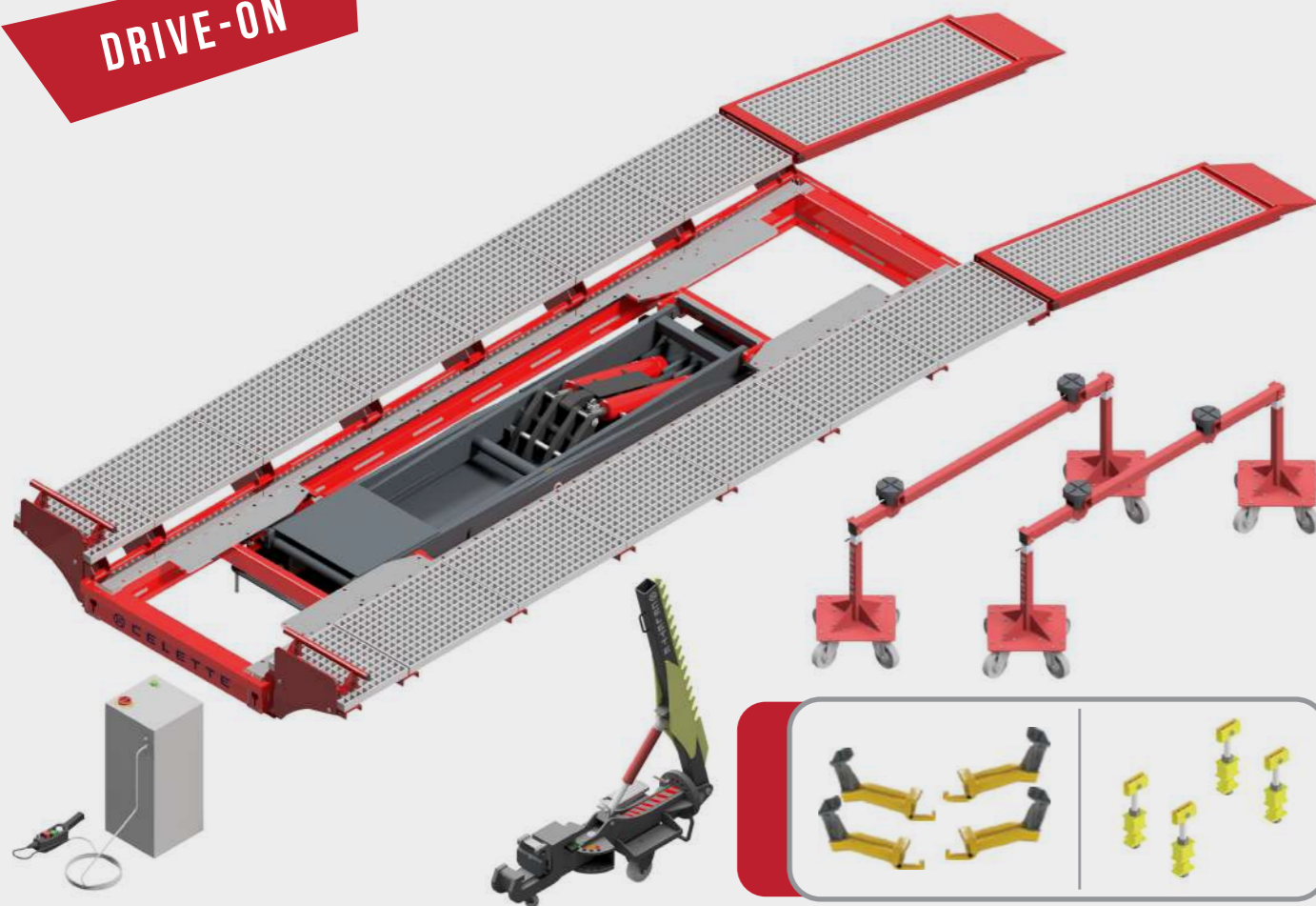


## VERSIONS OF SMART RHONE:

S No.	REF NUMBER	ITEM DESCRIPTION	SMART RHONE - QTY PER UNIT		
			DRIVE-ON	DETACHABLE	IN-GROUND
			RH19S.3502	RH19S.3501	RH19S.3503
1	RH19S.01.35.X	BENCH WITH X-LIFT 3500 KG LIFTING CAPACITY	✓	✓	✓
2	RH19S.201	SET OF 4 ARCHED CLAMP + STATIC CLAMP	✓	✓	✓
3	RH19S.301	PULLING UNIT 10 TON CAPACITY	✓	✓	✓
4	RH19S.04	SET OF DETATCHABLE RAMP + DECKING PLATES	-	✓	-
5	XT14.0615	SET OF 4 HIGH ADJUSTABLE CLAMPS (SILL CLAMP)	✓	-	✓
6	RH18S.201L	C-STAND - WIDE	-	-	-
7	RH18S.201	C-STAND - STANDARD	-	-	-
8	RVN19X.110	AXLE STAND - ADJUSTABLE	✓	-	✓
9	RH19S.05	DRIVE ON RAMP ON GROUND + DECKING PLATES	✓	-	-
10	9177.03	DECKING PLATES SET FOR INGROUND BENCH	-	-	✓

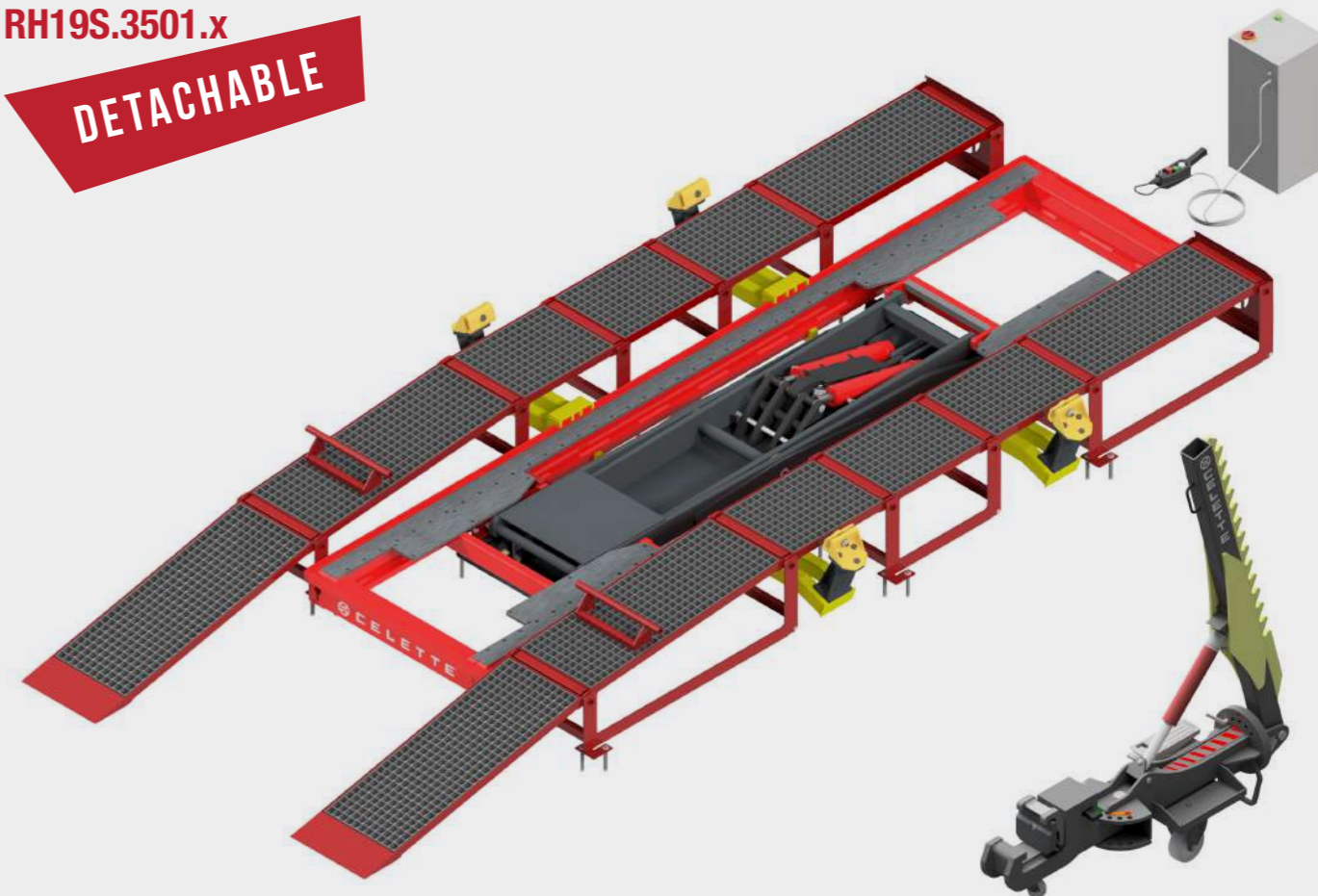
### RH19S.3502.x

DRIVE-ON



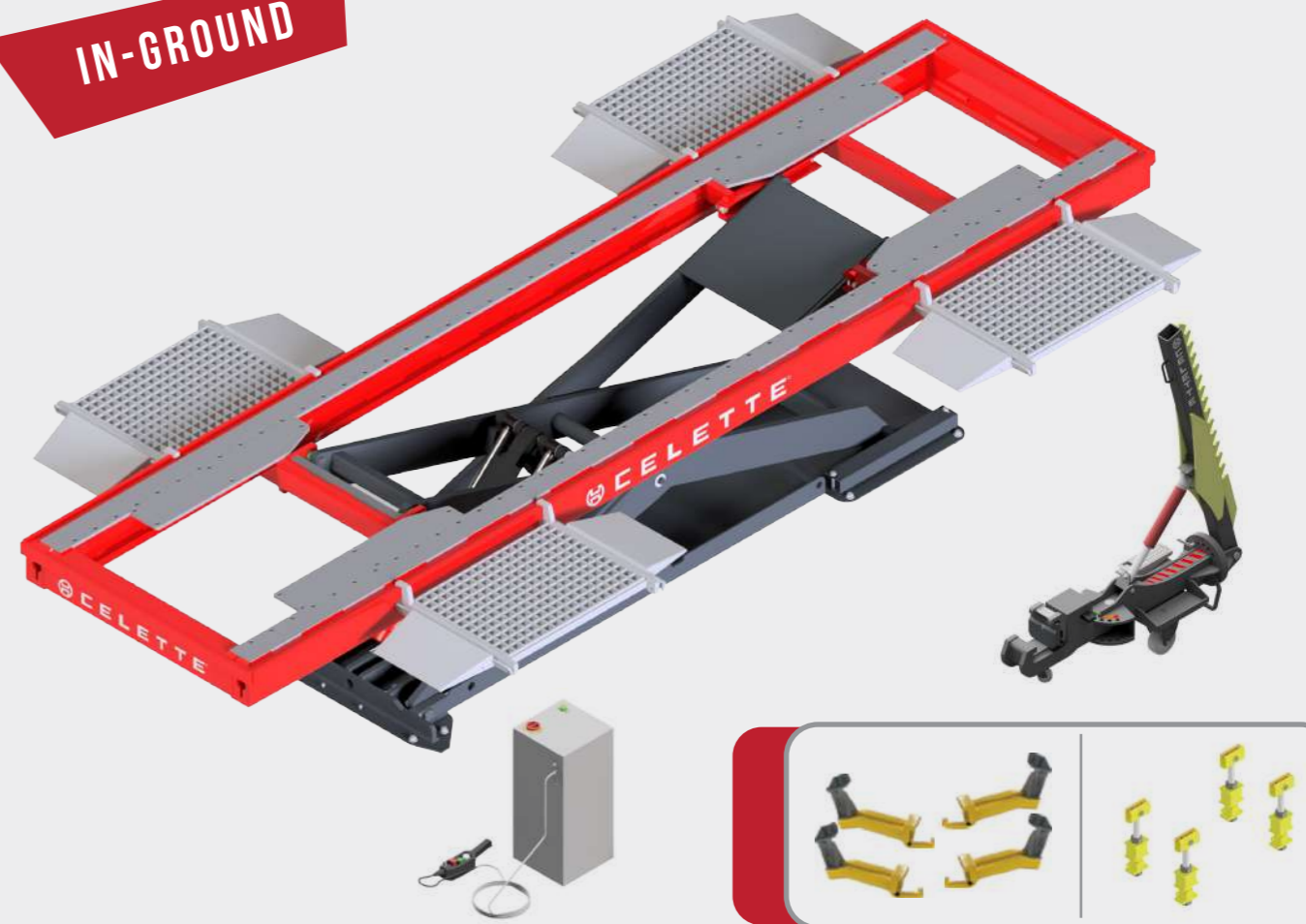
### RH19S.3501.x

DETACHABLE




### RH19S.3503.x

IN-GROUND



## PULLER UNIT

REF NO: RH19S.301




**Versatile Pulling Unit for Optimal Pulling Angle Easy & Quick Mounting to the bench Wedge mechanism – No fasteners**

## OPTIONAL PULLING ACCESSORIES



## UNIQUE DESIGN FEATURES



### HYDRAULIC DUAL ACTING CYLINDERS

Pressure is applied on the lower chamber of the cylinder to lift the bench

The upper chamber sucks oil at low pressure while lowering the bench


The upper chamber is always filled with oil to prevent formation of rust inside the cylinder housing Thereby, Increasing the life of all the components inside the cylinder



### LIMIT SWITCH

Limit switch alerts the technician when the bench reaches close to the floor additional safety

The limit switch actuates at the pulling tower engaging height on the bench This ensures convenience in operation



### EXTRA SAFETY

Hydraulic hose burst valve has been used in both the lower chamber cylinders to limit the flow of oil when the system is being lowered

It also restricts the flow of oil from the cylinder in case of a hose burst

This features enhances the safety of the system



## **CELETTE FRANCE SAS**

3, Avenue Marcellin Berthelot 38200 Vienne – France



+33 474 575 959



info@celette.com



www.celette.com

